

Mackenzie Strategic Bond Fund

Fund Snapshot

Inception date	5/15/2013
AUM (millions in CAD)	\$359
Management Fee	0.45%
MER	0.66%
Benchmark	FTSE Canada Universe Bond Index
CIFSC Category	Canadian Fixed Income
Risk Rating	Low
Lead Portfolio Manager	Konstantin Boehmer
Investment Exp. Since	2003

Portfolio snapshot	
Gross Yield	4.0%
Duration	7.5
Term	11.2 years
Average Rating	A+
AUM	\$359 M

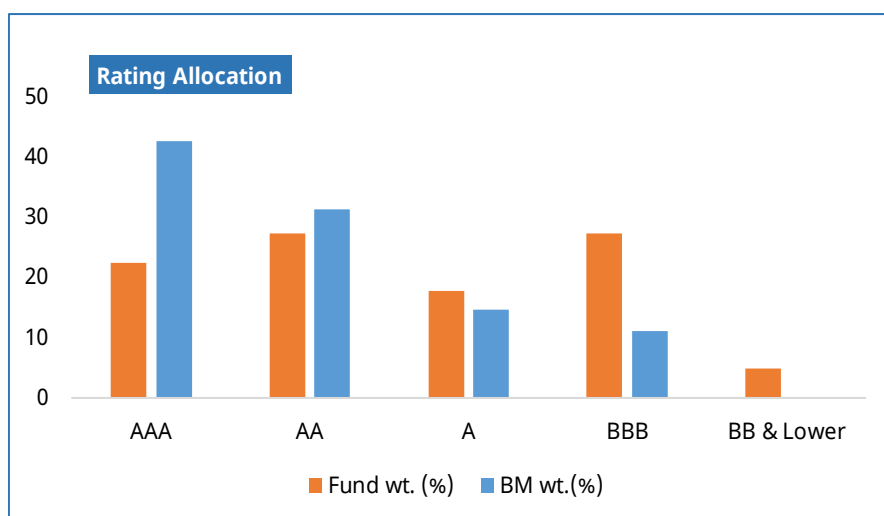
Sector Allocation	
Corporate	54.0%
Provincial + Municipal	19.6%
Federal	23.5%
Cash & Equival. + WC	2.9%

Currency Exposure	Gross	Net
USD	8.3%	2.3%
CAD	88.4%	97.6%
Other	3.3%	0.1%

Strategy Overview

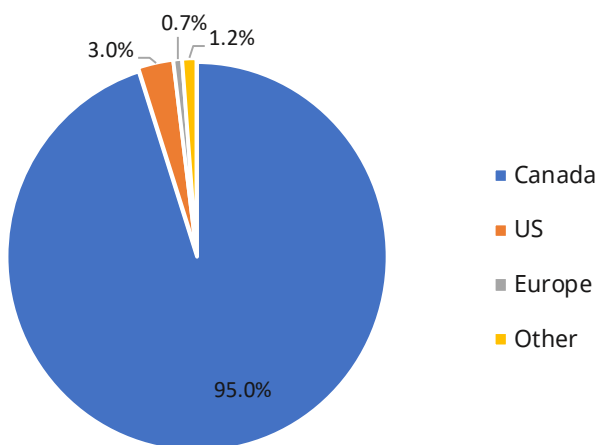
- An actively managed, flexible core plus fixed income strategy.
- Generally, maintains a strategic overweight to corporate credit, and has the flexibility to invest in a broad range of asset classes, including up to 25% in non-investment grade instruments, allowing the managers to take advantage of relative valuation opportunities and to manage risk through the economic cycle.
- The objective is to generate a higher total return than the benchmark while maintaining the risk profile of a core fixed income strategy.

Performance	MTD	YTD	1 yr	3 yr	5 yr	SI
Mackenzie Strategic Bond Fund	-0.5%	1.6%	7.5%	2.2%	1.1%	2.4%
FTSE Canada Universe Bond	-0.3%	2.0%	7.7%	2.5%	0.9%	2.3%
Excess Return	-0.2%	-0.5%	-0.2%	-0.3%	0.2%	0.1%



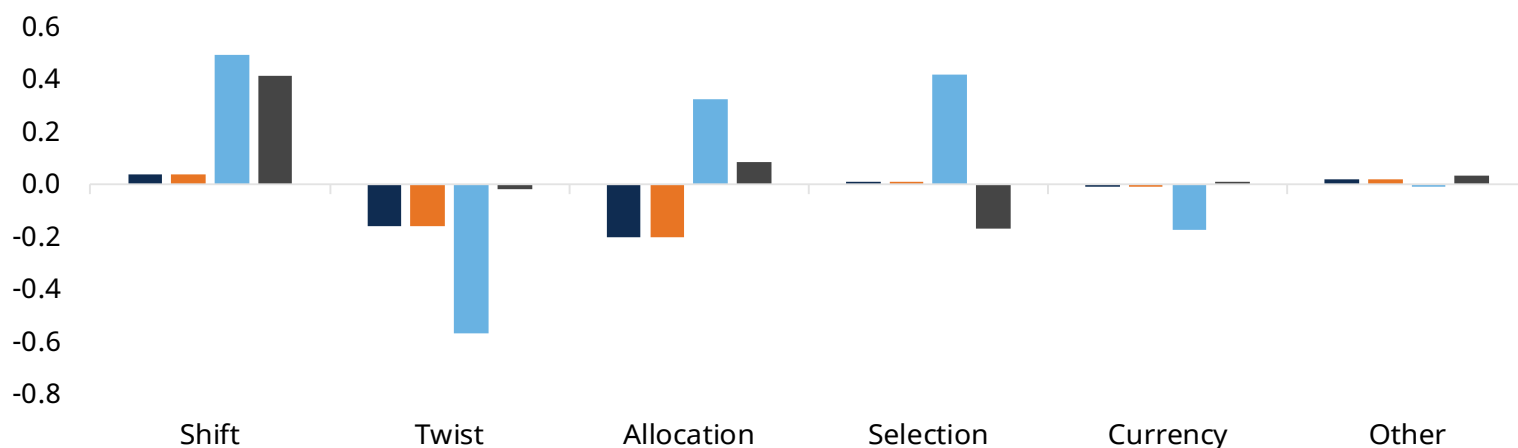
Mackenzie Strategic Bond Fund

Geographic Allocation



Attribution

■ 3 Month ■ YTD ■ 1 Year ■ 3 Year



Market Highlights

Total Returns				
Credit Market index	Spreads	MTD	YTD	2024
US Investment Grade *	95	-0.3	2.4	2.8
US High Yield **	351	-1.1	0.9	8.2
Morningstar LSTA Leveraged Loan Index	524	-0.3	0.5	9.0
Moves (bps)				
Rates	Yields	MTD	YTD	2024
US Treasury 10 years	4.2%	0	-36	69
Canada Govt 10 years	3.0%	7	-26	12
SOFR	4.4%	2	-8	-89

Source: Bloomberg and S&P Global. *ICE BofAML US Corporate Master Index. ** ICE BofAML US High Yield Master II Index. All spreads are in basis points and represent the option-adjusted spread relative to comparable US treasuries. All Spreads for S&P/LSTA Leveraged Loan Index represent the spread to maturity. As of March 31, 2025.

Mackenzie Strategic Bond Fund

FOR ADVISOR USE ONLY: No portion of this communication may be reproduced or distributed to the public as it does not comply with investor sales communication rules. Mackenzie disclaims any responsibility for any advisor sharing this with investors.

Commissions, trailing commissions, brokerage fees, management fees, and expenses all may be associated with mutual fund or ETF investments. Please read the prospectus before investing. The indicated rates of return are the historical annual compounded total returns as of March 31, 2025 including changes in unit value and reinvestment of all distributions and does not take into account sales, redemption, distribution, or optional charges or income taxes payable by any security holder that would have reduced returns. Investment funds are not guaranteed, their values change frequently, and past performance may not be repeated. Index performance does not include the impact of fees, commissions, and expenses that would be payable by investors in the investment products that seek to track an index.

This document includes forward-looking information that is based on forecasts of future events as of March 31, 2025. Mackenzie Financial Corporation will not necessarily update the information to reflect changes after that date. Forward-looking statements are not guarantees of future performance and risks and uncertainties often cause actual results to differ materially from forward-looking information or expectations. Some of these risks are changes to or volatility in the economy, politics, securities markets, interest rates, currency exchange rates, business competition, capital markets, technology, laws, or when catastrophic events occur. Do not place undue reliance on forward-looking information. In addition, any statement about companies is not an endorsement or recommendation to buy or sell any security. The content of this commentary (including facts, views, opinions, recommendations, descriptions of or references to, products or securities) is not to be used or construed as investment advice, as an offer to sell or the solicitation of an offer to buy, or an endorsement, recommendation or sponsorship of any entity or security cited. Although we endeavor to ensure its accuracy and completeness, we assume no responsibility for any reliance upon it.