

Mackenzie FuturePath Global Equity Balanced Fund

Why invest in this fund?

- Global growth through disciplined, high-quality equity and fixed income security selection.
- Optimized portfolio that aims to maximize risk-adjusted returns.
- Highly experienced portfolio management teams with proven track records.

What does this fund invest in?

- The Fund seeks long-term capital growth and current income by investing primarily in equities and fixed-income securities of issuers anywhere in the world.
- The Fund may invest in securities directly or may invest in other investment funds.
- The Fund's asset mix will generally range between 60-90% equities and 0-40% fixed income securities.

Benchmark

70% MSCI World / 27% BofA GBMI (CAD Hedged) / 2.25% BofA US HY Master II (CAD Hedged) / 0.75% BofA CDN HY (CAD Hedged)

Top 10 Holdings

As of Feb 28, 2025

Aon PLC	3.03%
Apple Inc	2.86%
Roper Technologies Inc	2.73%
Microsoft Corp	2.70%
Compass Group PLC	2.67%
United States Treasury 4.63% 02-15-2035	2.03%
United States Treasury 4.38% 05-15-2034	1.70%
United States Treasury 3.88% 08-15-2034	1.36%
United States Treasury 3.50% 02-15-2033	1.34%
United States Treasury 4.25% 01-31-2030	1.00%

Sector allocation

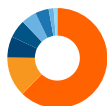
as of Feb 28, 2025



Fixed Income	28.5%
Industrials	16.7%
Information Technology	15.7%
Financials	10.1%
Health Care	10.0%
Consumer Discretionary	8.3%
Materials	4.9%
Communication Serv.	2.8%
Consumer Staples	1.6%
Cash & Equivalents	1.2%
Energy	0.1%
Other	0.1%

Regional allocation

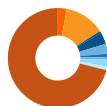
as of Feb 28, 2025



United States	62.3%
Other	12.9%
United Kingdom	6.8%
Canada	5.9%
Ireland	4.9%
France	4.4%
Germany	1.6%
Cash & Equivalents	1.2%

Credit allocation

as of Feb 28, 2025



AAA	2.9%
AA	13.1%
A	0.6%
BBB	3.9%
BB	3.2%
B	1.1%
CCC & Below	0.8%
NR	2.2%
Cash & Equivalents	1.2%
Equities	71.1%

Fund management

FUND DETAILS

Asset class:	Global Balanced
Fund start date:	June 22, 2022
Risk tolerance:	Low to Medium
PFSL classification:	Growth
Total Fund Assets:	\$17.76 million

FUND CODES

Series	Prefix	Front End
PA	MFC	13690
PH	MFC	13693

MANAGEMENT FEES

Series	Management fees	MER
PA	0.85%	1.25%
PH	0.75%	1.03%

LAST PAID DISTRIBUTION

Series	Frequency	Amount	Date
PA	Annually	0.2751	Dec 20, 2024
PH	Annually	0.2983	Dec 20, 2024

PORTFOLIO MANAGERS

David Arpin

Mackenzie Bluewater Team

Senior Vice-President, Portfolio Manager

Tyler Hewlett

Mackenzie Bluewater Team

Vice-President, Portfolio Manager

David Taylor

Mackenzie Bluewater Team

Vice-President, Portfolio Manager

Nelson Arruda

Mackenzie Multi-Asset Strategies Team

Senior Vice-President, Portfolio Manager

Mackenzie FuturePath Global Equity Balanced Fund



Compound net returns (%)

as of Mar 31, 2025

	Series PA%	Series PH%
1 Month	-3.16	-3.14
3 Month	-0.09	-0.03
6 Month	0.62	0.73
1 Year	5.42	5.66
Since inception (June 22, 2022)	10.81	11.07

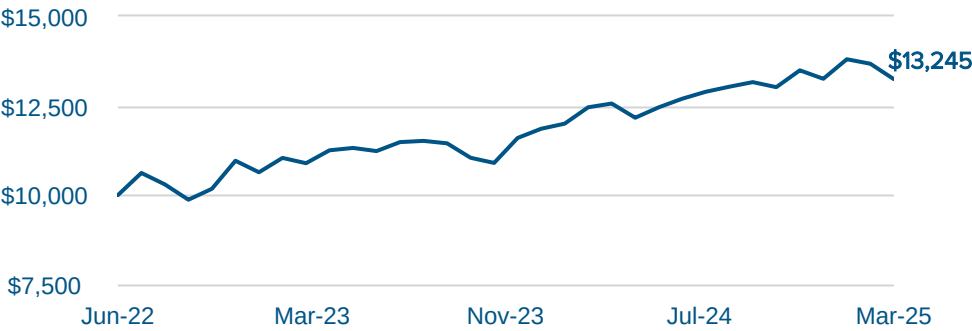
Calendar year returns (%)

as of Mar 31, 2025

	Series PA%	Series PH%
2023	11.45	11.70
2024	11.79	12.05
YTD	-0.09	-0.03

Value of \$10,000 invested

as of Mar 31, 2025



For Investor use only. No portion of this communication may be reproduced or distributed to the public as it does not comply with investor sales communication rules.

Commissions, trailing commissions, management fees and expenses all may be associated with mutual fund investments. Please read the prospectus before investing. Mutual funds are not guaranteed, their values change frequently and past performance may not be repeated.



Scan here
to learn more